


FUND TOTALS	BALANCE 05/01/2015	RECEIPTS	SUBTOTAL	MONTHLY DISBURSEMENTS	BANK BALANCE 05/31/2015	G/L BALANCE 05/31/2015
INTEREST & SINKING	5,270,577.06	30,674.23	5,301,251.29	1,481,837.50	3,819,413.79	3,819,413.79
MEDIATION	65,349.38	1,192.19	66,541.57	443.52	66,098.05	63,623.05
DA HOT CHECK FEE	139,400.42	953.67	140,354.09	1,173.82	139,180.27	139,180.27
DA SPECIAL ACCOUNT	-1,968.64	7,500.00	5,531.36	1,943.36	3,588.00	3,588.00
ROAD DISTRICT #3	4,326.31	436.79	4,763.10	0.00	4,763.10	4,763.10
ENVIRONMENTAL RESTORATION	6,163.24	0.00	6,163.24	0.00	6,163.24	6,163.24
HOUSTON TOAD	530,429.89	7,953.17	538,383.06	0.00	538,383.06	538,383.06
JUVENILE BOOT CAMP	188,362.14	159.91	188,522.05	213.09	188,308.96	188,308.96
LAW LIBRARY	23,950.17	3,646.73	27,596.90	819.38	26,777.52	26,777.52
CRIMINAL JUSTICE PLAN	357,324.18	0.00	357,324.18	182,836.10	174,488.08	174,551.33
D A LAW ENFORCEMENT	157,373.45	133.66	157,507.11	0.00	157,507.11	157,507.11
INMATE TELEPHONE	134,205.13	17,781.96	151,987.09	17,272.20	134,714.89	129,753.32
ELECTIONS ADMIN	169,804.24	0.00	169,804.24	0.00	169,804.24	169,804.24
PAYROLL	24,413.25	2,288,025.96	2,312,439.21	1,794,156.35	518,282.86	518,282.86
JP1 & JP3 CC FUND	107,439.08	79,246.87	186,685.95	143,678.76	43,007.19	43,007.19
HOT TAX FUND	397,464.72	28,127.00	425,591.72	27,365.35	398,226.37	393,964.76
ADULT PROBATION	204,158.88	97,690.16	301,849.04	140,489.76	161,359.28	161,359.28
FUND TOTALS	33,988,244.00	4,950,625.26	38,938,869.26	6,511,937.58	32,426,931.68	32,417,876.57

TEX POOL SUBTOTALS	BALANCE 05/01/2015	MONTHLY TRANSFERS	SUB TOTAL	INTEREST	BALANCE 05/31/2015


GENERAL FUND	18,063,095.06	0.00	18,063,095.06	848.09	18,063,943.15
R & B PCT. #1	231,808.81	0.00	231,808.81	10.88	231,819.69
R & B PCT. #2	64,128.27	0.00	64,128.27	3.00	64,131.27
R & B PCT. #3	231,433.60	0.00	231,433.60	10.88	231,444.48
R & B PCT. #4	581,213.52	0.00	581,213.52	27.31	581,240.83
INT & SINK	314.48	0.00	314.48	0.00	314.48
COMPLEX FIRE	201,141.73	0.00	201,141.73	9.46	201,151.19
TEX POOL SUBTOTAL	19,373,135.47	0.00	19,373,135.47	909.62	19,374,045.09
TEXAS TERM	1,259,396.57	0.00	1,259,396.57	91.98	1,259,488.55
MBIA	1,145,420.21	0.00	1,145,420.21	133.61	1,145,553.82
SUBTOTAL INVESTMENTS	21,777,952.25	0.00	21,777,952.25	1,135.21	21,779,087.46




 Paul Pape, Bastrop County Judge



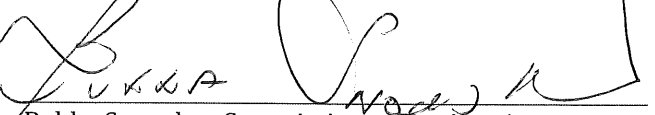
 Clara Beckett, Commissioner, Precinct 2




 William Pina, Commissioner, Precinct 1



 John Klaus, Commissioner, Precinct 3



 Bubba Snowden, Commissioner, Precinct 4



 Lisa Smith, County Auditor

